

# High Power LED High Bay Light(80W ~ 400W)



**HB-080**

80W  
φ16.54×21.65%



**HB-400**

400W  
φ23.23×28.35%



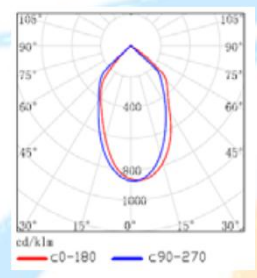
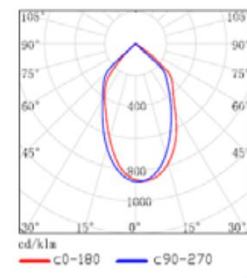
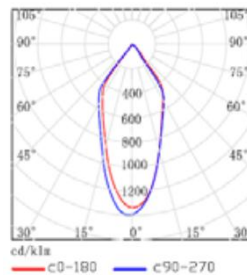
**400W JG-HB-400 = 750W Metal Halide**  
 ~ 45% energy savings compared to metal halide  
 ~ 150% longer in life

## Applications

- ~ Warehouses
- ~ Production workshops
- ~ Retail stores
- ~ Amusement parks
- ~ Indoor stadiums

## Features

- ~ Extremely light weight to enhance the safety use and installation.
- ~ Excellent patented thermal management technology
- ~ Available products with maximum power up to 400W. Luminous output of up to 35,000lm
- ~ IP65 rated



M	LUX	ΦCM
4	585	671
6	260	1007
8	146	1342
10	93	1678

BEAM ANGLE=80 DEG

M	LUX	ΦCM
4	1075	953
6	477	1430
8	268	1906
10	172	2383

BEAM ANGLE=100 DEG

M	LUX	ΦCM
4	1823	953
6	810	1430
8	455	1906
10	291	2383

BEAM ANGLE=100 DEG

**80W    250W    400W**

## Performance Parameters

High bay	Light color type	Color temperature Min	Color temperature Max	Lumen	Color Rendering Index	Input Volt	Power	PF	Efficiency	Ambient Temperature	Lifespan*	Wattage equivalent	Beam angles	Dimension	Housing color	Weight (lbs)	IP ratings
HB-080	Cool/Natural /Warm White	4000K	7000K	7000LM	Philips Lumileds >70	90-264 AC	95W	0.84	87LM/W	-25°C~45°C	50000hrs	150W	80°/120°	φ16.54×21.65%	Silver	0.26	IP65
HB-100	Cool/Natural /Warm White	4000K	7000K	9000LM	Philips Lumileds >70	90-264 AC	100W	0.83	90LM/W	-25°C~45°C	50000hrs	185W	80°/100°	φ15.35×21.59%	Silver	0.28	IP65
HB-150	Cool/Natural /Warm White	4000K	7000K	13000LM	Philips Lumileds >70	90-264 AC	150W	0.88	87LM/W	-25°C~45°C	50000hrs	280W	80°/100°	φ15.35×21.59%	Silver	0.28	IP65
HB-200	Cool/Natural /Warm White	4000K	7000K	18000LM	Philips Lumileds >70	90-264 AC	200W	0.91	90LM/W	-25°C~45°C	50000hrs	375W	80°/100°	φ23.23×21.59%	Silver	0.32	IP65
HB-250	Cool/Natural /Warm White	4000K	7000K	21600LM	Philips Lumileds >70	90-264 AC	250W	0.89	86LM/W	-25°C~45°C	50000hrs	465W	80°/100°	φ23.23×21.59%	Silver	0.32	IP65
HB-300	Cool/Natural /Warm White	4000K	7000K	27000LM	Philips Lumileds >70	90-264 AC	300W	0.91	90LM/W	-25°C~45°C	50000hrs	560W	80°/100°	φ23.23×21.835%	Silver	0.58	IP65
HB-350	Cool/Natural /Warm White	4000K	7000K	32500LM	Philips Lumileds >70	90-264 AC	350W	0.9	93LM/W	-25°C~45°C	50000hrs	656W	80°/100°	φ23.23×21.835%	Silver	0.60	IP65
HB-400	Cool/Natural /Warm White	4000K	7000K	35000LM	Philips Lumileds >70	90-264 AC	400W	0.91	88LM/W	-25°C~45°C	50000hrs	750W	80°/100°	φ23.23×21.835%	Silver	0.60	IP65